

Back to Life


Based on Mark 5:22–24, 35–43


Tiny Bible Treasures




Flannelgraph



Cover the front with clear contact paper. Cut out the pieces. Glue small pieces of sandpaper or felt on the back of each piece, so they will stick to a flannel board. Use these flannelgraph pieces to tell the story of how Jesus healed Jairus' daughter, as told in Mark 5:22–24, 35–43, or read the story included with this activity.


You can also photocopy the pages, and use these figures for other activities, such as, coloring pages, to create your own reader, wall posters, mobiles, etc.














Back to Life

Based on Mark 5:22–24, 35–43

One day, Jesus was walking with His disciples. A priest named Jairus came to see Him. Jairus was very sad.

“Master,” Jairus said, “please come see my daughter. She is very sick and might die. Will You please come pray for her so that she will be healed?”

Jesus and His disciples went to Jairus’ house. Jesus wanted to help Jairus and his daughter. But when they arrived at the house, Jairus’ wife came to meet them with tears in her eyes.

“It is too late,” she said. “Our little girl is dead.”

“Do not cry,” Jesus told her. “Your daughter is not dead. She is only sleeping.”

Jesus, Jairus, and Jairus’ wife went inside the house. The little girl lay very still on her bed. Jesus bent down and held out His hand.

“Little girl,” Jesus said, “get up.”

Immediately, the little girl opened her eyes. She was alive, and her health was restored!

Jairus and his wife were so happy to see their little girl well and healthy again. Jesus had performed a miracle! Everybody praised God for His wonderful power.