

A Plan to help a Friend!


Tiny Bible Treasures






Flannelgraph


Based on Mark 2:1-12


Color the pictures. Cover the front with clear contact paper. Cut out the pieces. Glue small pieces of sandpaper or felt on the back of each piece, so they will stick to a flannel board. Use these flannelgraph pieces to tell the story of how Jesus healed a lame man, as told in Mark 2:1-12, or read the story included with this activity.




You can also photocopy the pages, and use these figures for other activities, such as, coloring pages, to create your own reader, wall posters, mobiles, etc.

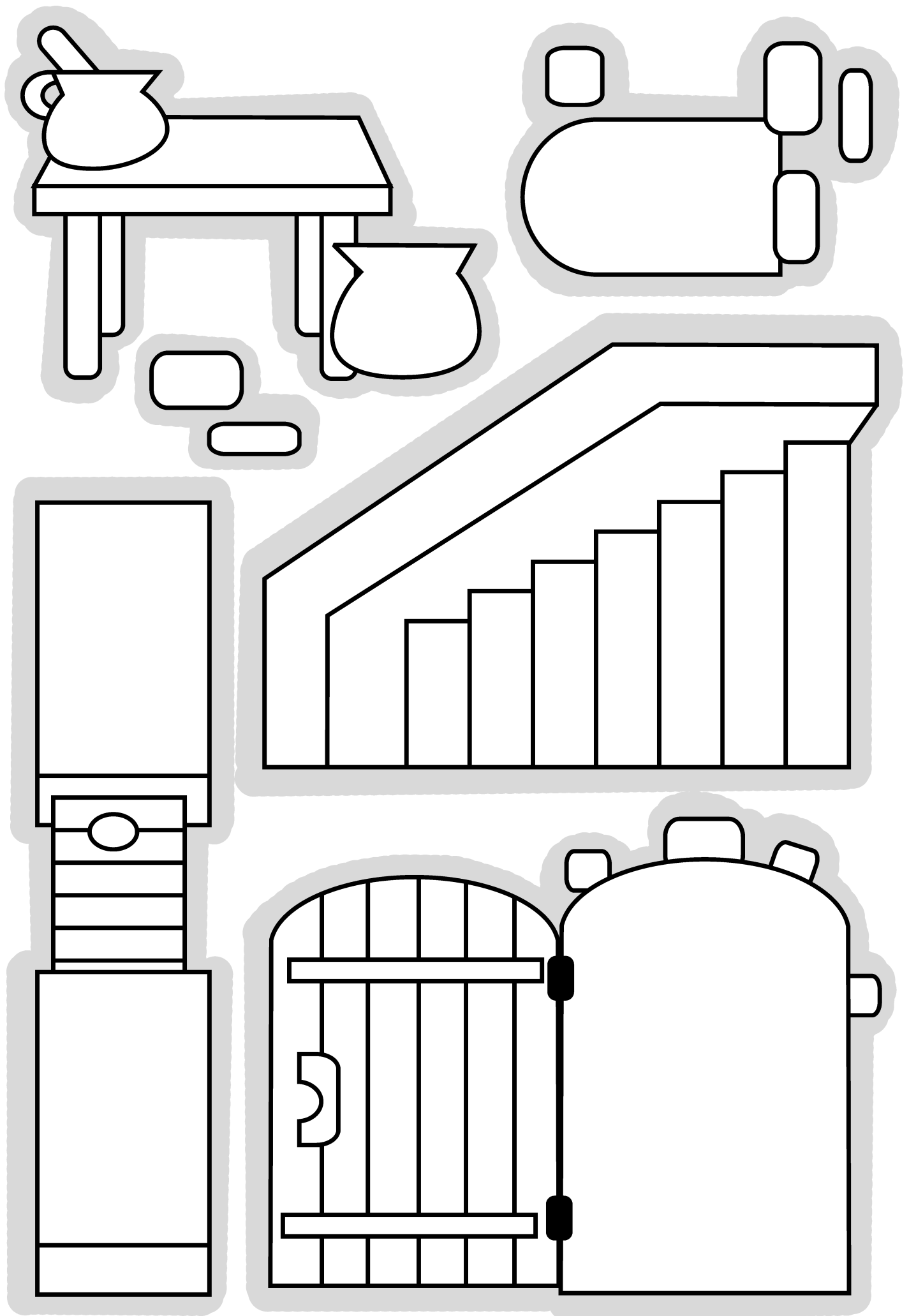


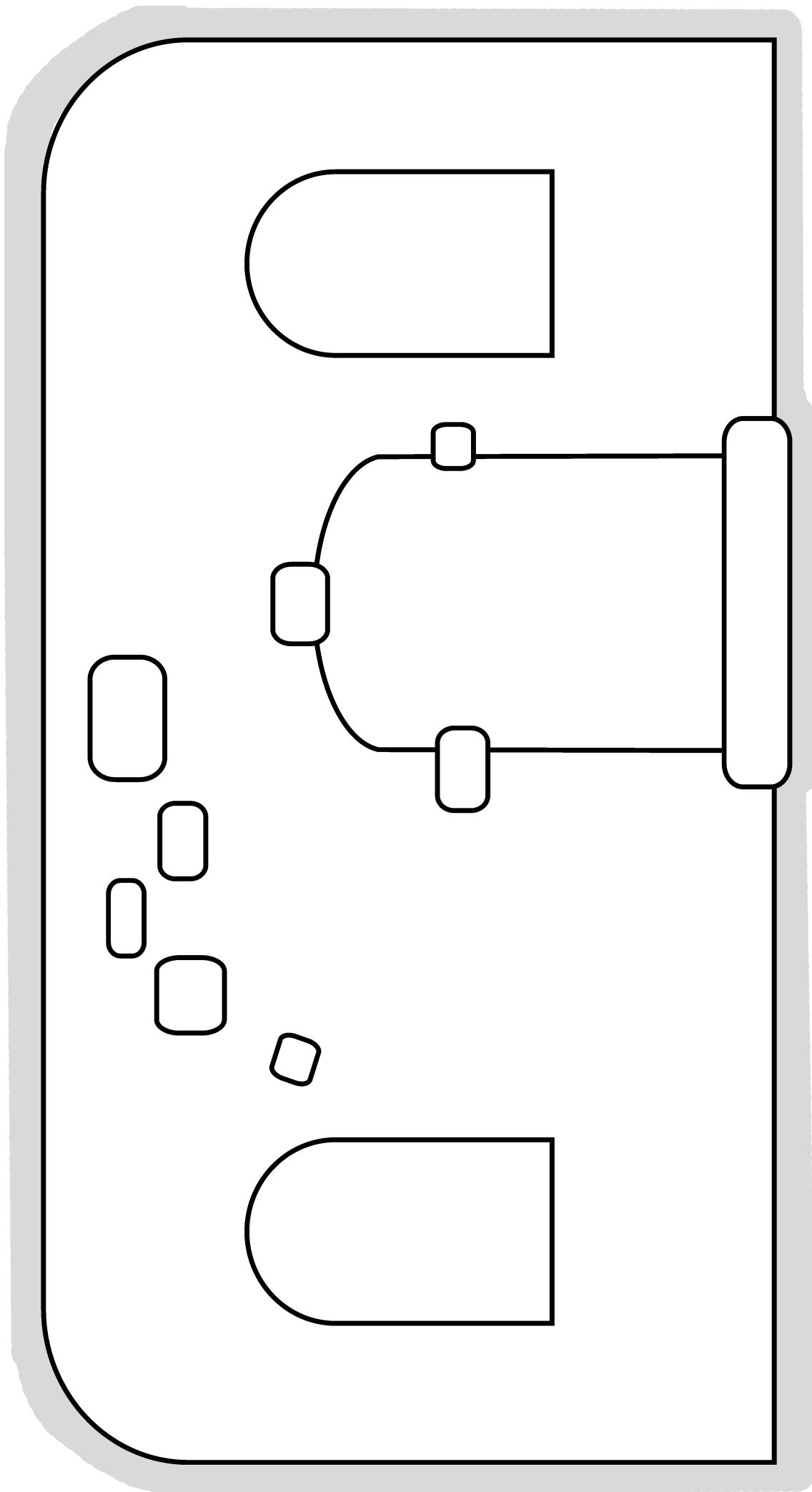












A Plan to Help a Friend!

Based on Mark 2:1:12

One day Jesus and His disciples went to the city of Capernaum.

People were excited that Jesus had come, and they went to hear Him speak.

Jesus was inside a house, but it was very crowded. There were many people there wanting to see Jesus.

Some men had a friend who was sick. He couldn't move, and had to lie in bed all the time.

The men wanted Jesus to heal their friend, but there were so many people that they couldn't get close to Jesus.

Suddenly, one of the men had an idea. Ever so carefully they carried the sick man up to the roof of the house.

They made a hole in the roof, big enough to lower the sick man and his bed into the house.

They lowered their sick friend all the way down to where Jesus was standing.

Jesus was happy that the sick man's friends had faith that He could heal their friend. "Stand up and walk," Jesus told the sick man.

And immediately the man stood up.

Jesus had healed him. Now he could move. He could stand. He could even jump!

The man went running back to his home praising and thanking God for healing him.