




powerful
performance
pointers



The first step
in preparing
a Christmas
performance is
prayer.

“Not by might
nor by power,
but by My Spirit,
Says the LORD of
hosts” (Zechariah
4:6 NKJV).



It's important when you perform to be kind to each other and to people you meet. It's just as important to be a testimony of God's love even when you aren't performing, so that God's light shines through you at all times.

"By this will all know that you are My disciples, if you have love for one another" (John 13:35 NKJV).




Here's a list of times when people might see us and watch how we reflect Jesus, besides when we're actually performing.

You might be surprised by the last two points. But some people who have seen us perform might see us as we are out and about in town at other times.

- Before performing
- After performing
- While talking to people after the show
- When traveling to the show or going home
- When out in the city, in a store, or at a park on another day




You can use your practice time to learn to avoid distracting behavior during a performance.



If you pick your nose or scratch and fidget, it can distract the viewers from enjoying the show.



Remember when we watched that Russian dance troupe perform? Wouldn't it look odd if one of the dancers picked his nose while performing?




Examples of fidgeting to avoid when performing:

- Wiggling.
- Picking one's nose.
- Running fingers through one's hair.
- Playing with one's costume.


Concentrate on looking at the audience and smiling at all times.




"A cheerful look brings joy to the heart" (Proverbs 15:30 NLT).





It's important to be neat and tidy and to have good posture.





When you are performing, keep going and don't stop, even if you make a mistake.



Keep singing, even if you or someone else in the group sings the wrong word or makes another error.

"Joy to the world, the Lord has come!"




"Let ... um ... receive something..."

The children keep singing until the end of the song.



Andy, do you realize you made a funny face at Danni?

I wanted to tell her that she sang the wrong words.




I think Danni knew, and it's best if you just keep looking forward and smiling at the audience.

That was very good. Danni got some words mixed up, but you kept going. Great!

But something else went wrong this time. What was it?




I wouldn't have known that Danni made a mistake if you hadn't made that face at her.



Love, patience, and prayer is needed to overcome pre-performance jitters.

"Be kind to one another, tenderhearted, forgiving one another, just as God in Christ forgave you" (Ephesians 4:32 NKJV).

The following day, and first performance.



Pray and praise your way to victory!

Let's also thank Jesus for all He's done for us so far and what He's going to do for us today with this show.

"Don't worry about anything; instead, pray about everything. Tell God what you need, and thank him for all he has done" (Philippians 4:6 NLT).

Thank You, Jesus, for the fun we've had practicing!

Thank You for filling us with Your Spirit and for shining through us today.

Thank You for our nice costumes.

Thank You for the beautiful weather!


"Let your light shine before others, so that they may see your good works and give glory to your Father who is in heaven" (Matthew 5:16 ESV).

Please help us bring joy and cheer to others today.

Help us sing clearly.



And help people be drawn closer to You, Jesus.




Oh no, praise!



During some part of the performance you might want to introduce yourselves. If you haven't done so earlier, you can do this at the end before walking away from the area where you performed.

Say your names clearly. And when leaving the stage, do so in an orderly fashion.








GOOD MANNERS CHART:

- * Sit nicely in your chair.
- * Don't lean on your elbows.
- * Prefer the other children and your elders, and don't choose the biggest piece of a yummy snack.
- * Don't grumble or make faces when you are served something you don't care for so much. Take a little and try it.
- * Chew with your mouth closed.
- * Don't talk with food in your mouth. If you are asked a question, finish chewing and swallow your food, then answer.
- * Don't interrupt each other when talking, but talk one at a time.
- * Wait for food to be passed to you, or ask for it, but don't reach over another for food.
- * Be sure to say "please," "thank you," and "you're welcome."

"By this my Father is glorified, that you bear much fruit" (John 15:8 ESV).



"As a result of your ministry,
they will give glory to God"
(2 Corinthians 9:13 NLT).



S&S link: Christian Life and Faith: Biblical and Christian Foundation:
The Great Commission-1d
Authored by Evan Kallen. Art by Zeb. Design by Christia Copeland.
Published by My Wonder Studio. Copyright © 2012 by The Family International